



Lighting
BUYING GUIDE

ETHAN ALLEN®
— THE INTERIOR DESIGN DESTINATION —



how to choose Home Lighting

At Ethan Allen, we have home lighting options in an array of materials, sizes, and styles. For guidance on choosing lamps, where to hang chandeliers and pendants, plus other tips on lighting for your home, read on—and be enlightened!



FLOOR LAMPS

These stately structures fill the tall order of brightening or softening the mood, creating atmosphere in places where other lamps may not fit.

Master task lighting

Just when you thought you had nowhere to put a desk lamp, an adjustable-arm floor lamp comes to the rescue.



Max your minimal space

No room for a full-sized end table? No worries! Just slide a slim floor lamp, next to a small accent table and—voilà—you have light and a space to place your drink.



SCAN HERE
Shop all lighting



TABLE LAMPS

These easy-to-move elements can grace any end table or night table, adding just the right amount of light (and style!) to any surface.

Not too big, not too small—just right

Side tables quickly become household catch-alls, so measure the diameter of your lamp base and compare it to your table width to leave room for other items like mail, keys, and more.



Don't forget your shapes

The shape of your table lamp also plays a role in how much space it needs. **Round-based** lamps need a little more room and are great for freestanding end tables, while **rectangular-** and **square-based** lamps are perfect for corners, consoles—basically anywhere a wall is nearby.

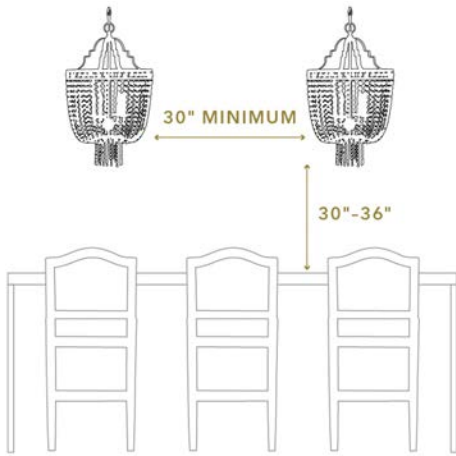


SCAN HERE
Shop all lighting



CHANDELIERS & PENDANTS

Classic and elegant, minimal and modern, or even unexpectedly transitional, chandeliers and pendant lights can light up rooms of any vibe.



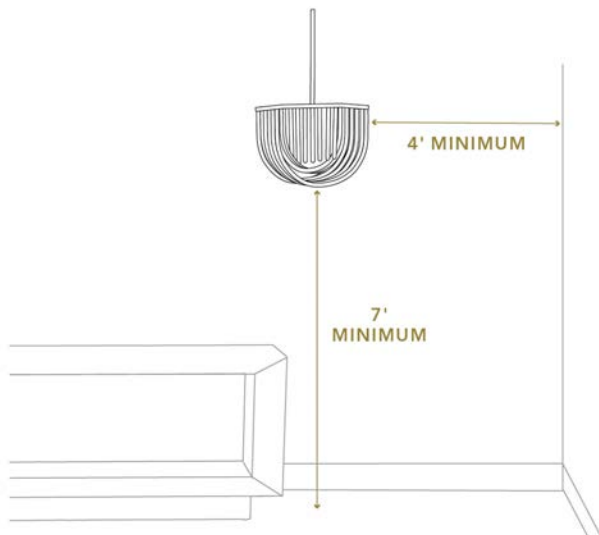
OVER AN ISLAND

For the best visual aesthetic, place fixtures at least 30" apart from one another. Leave about 30" to 36" between the island top and the bottom of the fixture.




LINEAR LIGHTING

A linear fixture should be no more than two-thirds of the length of a table or island it hangs over. If a space is extremely long, you may want to use two fixtures.



IN AN ENTRYWAY

Always leave about 4' between the widest part of the fixture and surrounding doorways and walls. The minimum space between the bottom of the fixture and the floor should be 7'.



HIGH CEILINGS

For ceilings 10' or higher, use a fixture of grand scale. Most of our fixtures come with 6' of chain and 13' of wire.



SCAN HERE
Shop all lighting



CHANDELIERS & PENDANTS



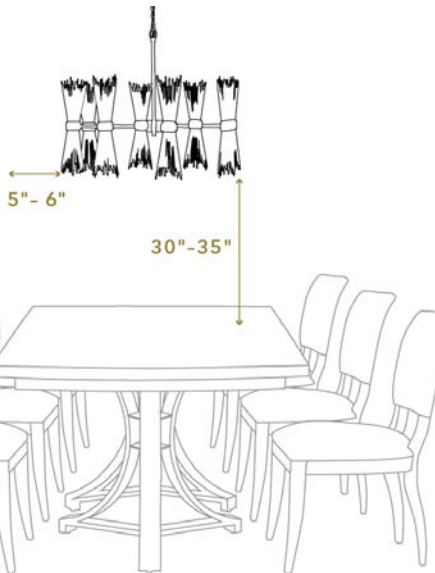
HANGING MULTIPLE PENDANTS

When hanging in clusters, odd numbers are best. To add visual interest, stagger each height at a minimum 2" difference.



HANGING BEDSIDE

Choosing a pendant over a traditional table lamp can free up bedside table space, and change the entire look of your bedroom. To do so, hang your pendant leaving at least 12" between the bottom of the pendant and the top of the table.



OVER A DINING TABLE

Your fixture should not be wider than the table and should always be about 5" to 6" narrower than the table. Always leave about 30" to 35" between the bottom of the fixture and the tabletop.



OVER A ROUND DINING TABLE

Always leave about 30" to 36" between the bottom of the fixture and the tabletop. The fixture should be half to three-quarters of the diameter of the table; never wider.



SCAN HERE
Shop all lighting



WALL SCONCES

Hang one or two above a buffet or a desk, or grab a pair to place on either side of artwork, your bed, or a sofa. These small-but-mighty fixtures are the perfect mix of beauty and practicality.


Functional lighting at work...

If you need to light up important work, or create a soft glow to read under, select a sconce that provides some flexibility, like an adjustable or swing-arm sconce. These fixtures also free up space on your night table or desk.



...and mood lighting at play

Fashionable sconces provide stylish ambient lighting for evenings in. Choose a sconce that highlights a material already in your room or brings in a new element to create visual interest, such as clear cut glass, oil-rubbed bronze, or alabaster.

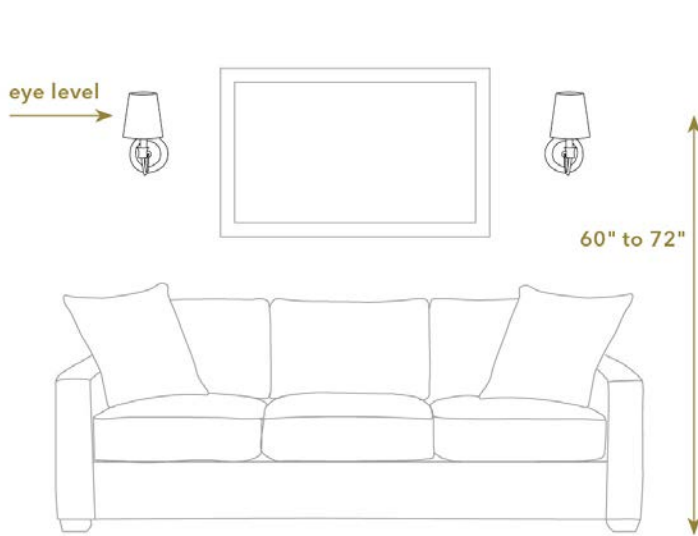


SCAN HERE
Shop all lighting



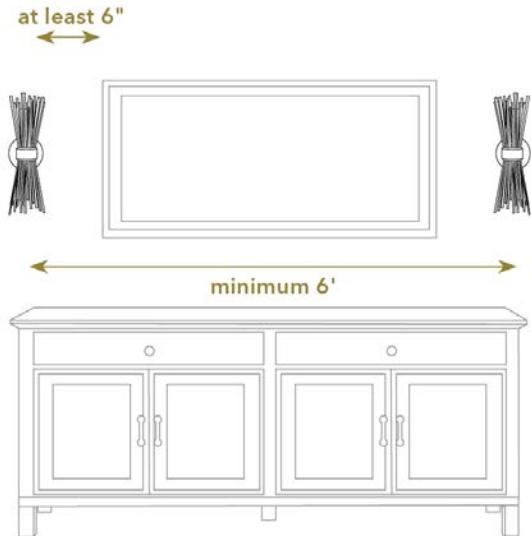
WALL SCONCES

All of our wall sconces can be hardwired; some are available as plug-in. Make sure to select the type that's right for where you plan to locate it.




PROPER WALL SCONCE HEIGHT

In most living rooms, dining rooms, hallways, and entryways, sconces should be hung between 60" and 72" above the floor, with the midpoint of the shade at eye level.



HANGING WALL SCONCES IN PAIRS

Leave at least 6" between the inside edge of your wall sconce and the frame of any window, door, mirror, or art piece. In an average room, position sconces a minimum of 6' apart; in large rooms, sconces can be hung 8' to 10' apart.



ABOVE A NIGHT TABLE

Sit on top of your bed and measure from the floor to your shoulder height (if your partner is significantly taller or shorter, find a happy medium between your two heights). Center your sconces over your night tables at that height.



ABOVE A VANITY OR COUNTER TOP

Position the wall sconce 24" to 30" above any countertop, with the bulb at eye level. Check to make sure your sconce isn't labeled as "dry location only"—if it is, it's not right for bathroom or kitchen use.



SCAN HERE
Shop all lighting



HOME LIGHTING COLLECTIONS

Our designers curate a variety of indoor home lighting sets if you're after a uniform look that's expertly put together. Explore the collections to find the one that's right for you.

Tiberius



A crisp blend of glass and metal creates a modern, minimalist way to light up a room.

Turnbull



Knurling detail completes modern metal stems that we top with classic shades.

Killian



A stylish linear chandelier wrapped in natural rattan that adds instant texture to any space.

Clara



Rustic form with a classic finish that complements each crystal bud.

Farida



Handcrafted alabaster with bronze accents grace every room with classical elegance.



SCAN HERE
Shop all lighting



A BIT ABOUT BULBS



Make the switch to LED

Long-lasting LED bulbs save energy, remain cooler to the touch, and lessen the amount of waste going into landfills

Add a Picture Light

Do you have a framed art print that you love? Give it the art gallery treatment with a picture light. Center the light above the artwork, with its base 1" to 2" above the frame, and use a bulb no brighter than 40W (450 lumens), so the soft glow invites people to step in for a closer look.

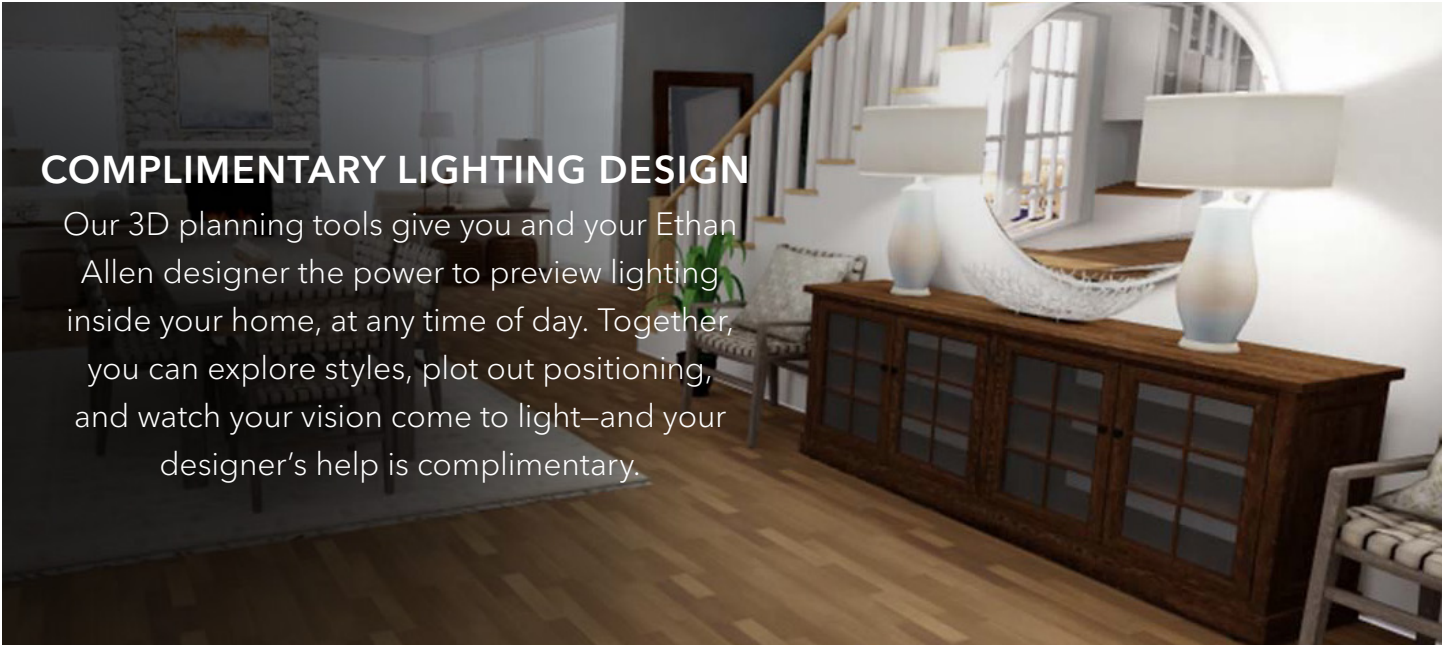


SCAN HERE
Shop all lighting



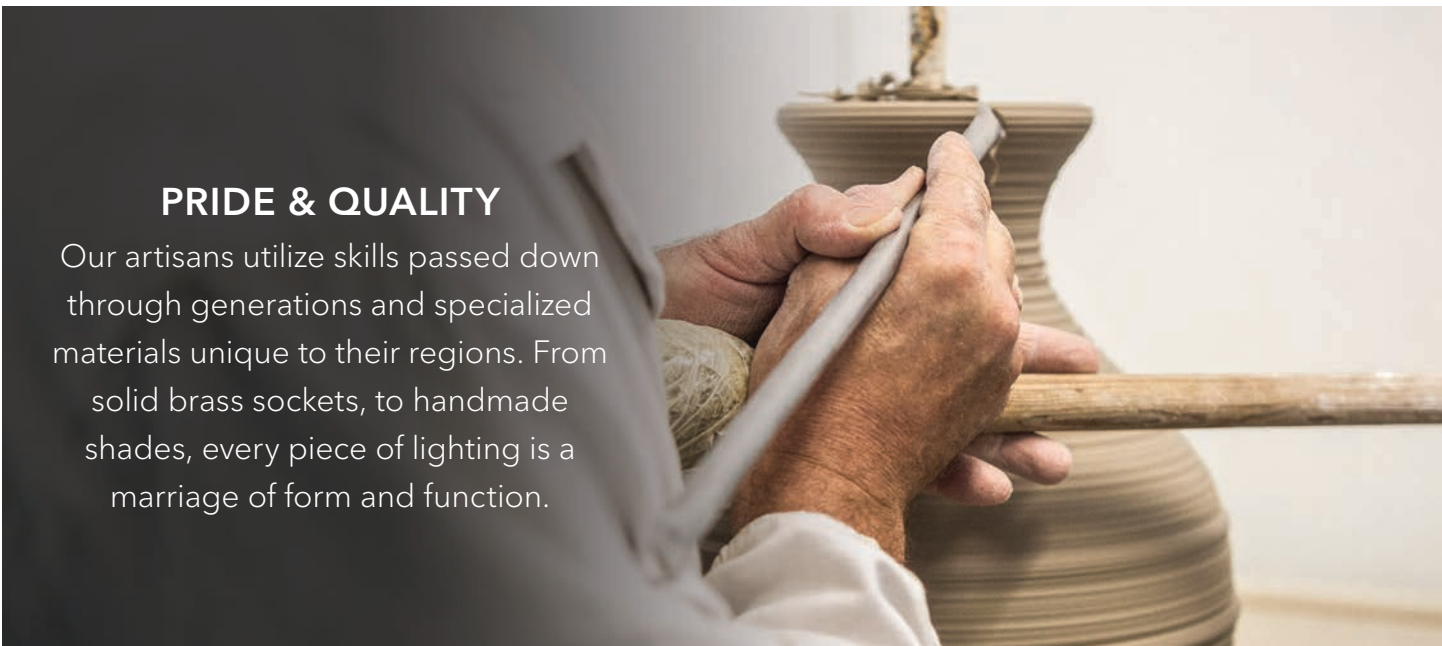
COMPLIMENTARY LIGHTING DESIGN

Our 3D planning tools give you and your Ethan Allen designer the power to preview lighting inside your home, at any time of day. Together, you can explore styles, plot out positioning, and watch your vision come to light—and your designer's help is complimentary.



PRIDE & QUALITY

Our artisans utilize skills passed down through generations and specialized materials unique to their regions. From solid brass sockets, to handmade shades, every piece of lighting is a marriage of form and function.



SCAN HERE
Shop all lighting